

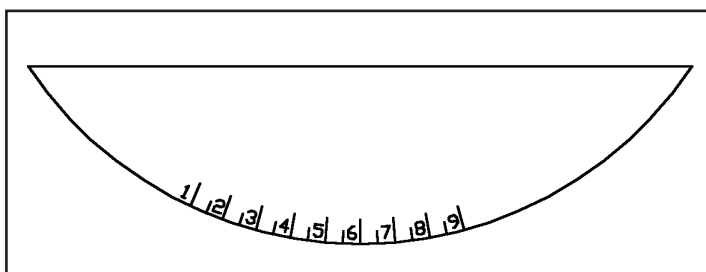
# Set-up Sheet - Prone Head Holder, MT-202

Patient: \_\_\_\_\_

Date: \_\_\_\_\_


Notes: \_\_\_\_\_

## 1. Rotational Setting (circle one)



1 1½ 2 2½ 3 3½ 4 4½ 5 5½ 6 6½ 7 7½ 8 8½ 9

## 2. For Adult Settings (circle one for each end)



Forehead End

1

2

Centered

4

5

Chin End

1

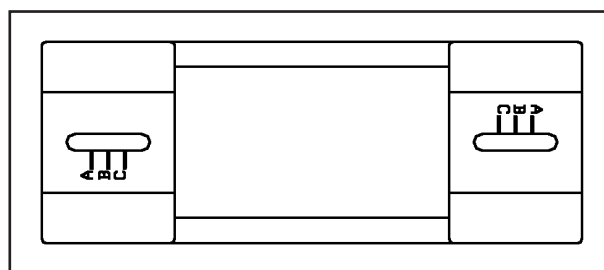
2

Centered

4

5

## 3. For Pediatric Settings (circle one for each end)



Forehead End

A

B

C

Chin End

A

B

C

